



24 River Road • Bogota, NJ 07603

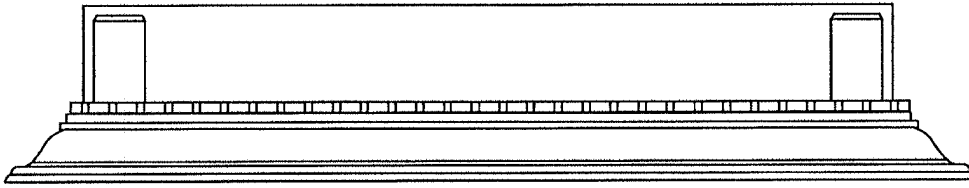
# Mantels are so Easy to Install!

## E-Z FIT MANTEL INSTALLATION INSTRUCTIONS

### Page 1

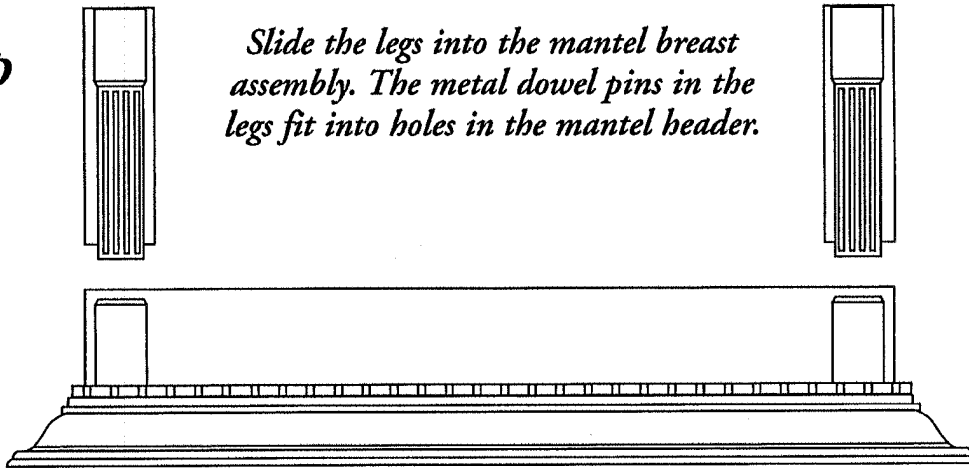
#### Step #1

*Make sure your floor is clean, then turn the mantel breast assembly upside down on the floor as shown below.*



#### Step #2

*Slide the legs into the mantel breast assembly. The metal dowel pins in the legs fit into holes in the mantel header.*

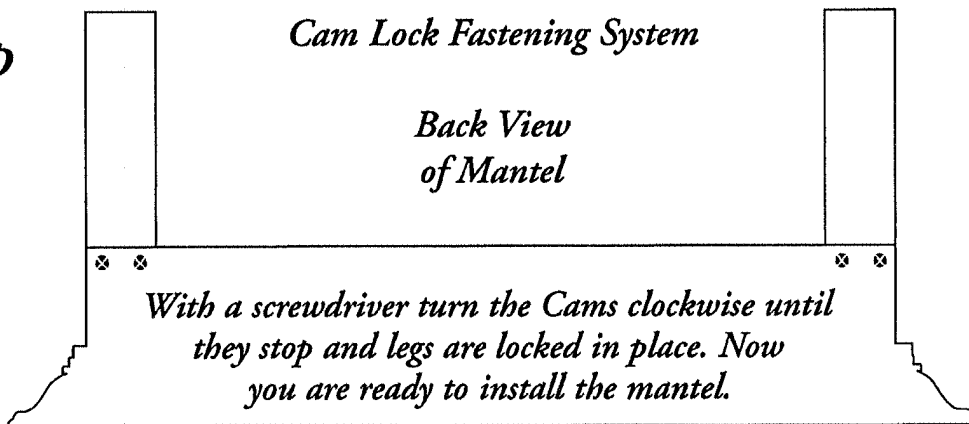


#### Step #3

*Cam Lock Fastening System*

*Back View  
of Mantel*

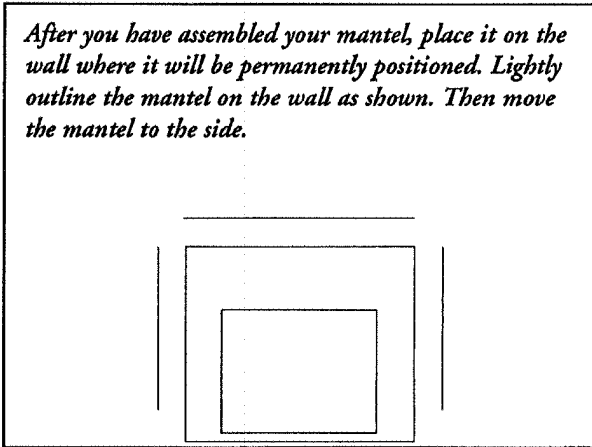
*With a screwdriver turn the Cams clockwise until they stop and legs are locked in place. Now you are ready to install the mantel.*



# E-Z FIT MANTEL INSTALLATION INSTRUCTIONS

## Page 2

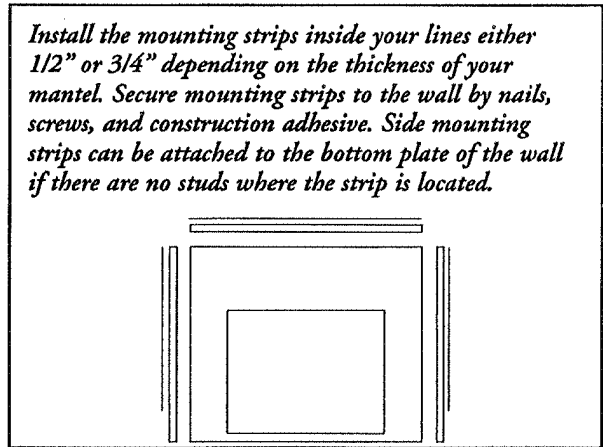
After you have assembled your mantel, place it on the wall where it will be permanently positioned. Lightly outline the mantel on the wall as shown. Then move the mantel to the side.



### Step #4

OUTLINE THE MANTEL

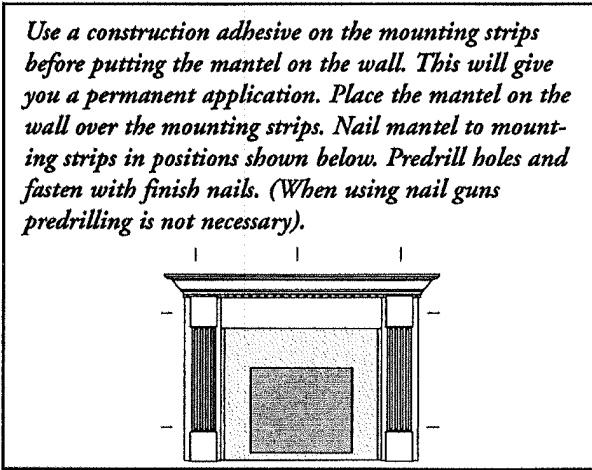
Install the mounting strips inside your lines either 1/2" or 3/4" depending on the thickness of your mantel. Secure mounting strips to the wall by nails, screws, and construction adhesive. Side mounting strips can be attached to the bottom plate of the wall if there are no studs where the strip is located.



### Step #5

INSTALL MOUNTING STRIPS 1/2" OR 3/4" INSIDE OF LINES

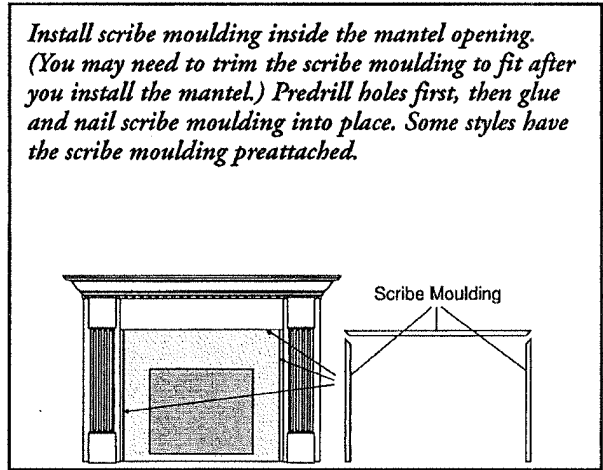
Use a construction adhesive on the mounting strips before putting the mantel on the wall. This will give you a permanent application. Place the mantel on the wall over the mounting strips. Nail mantel to mounting strips in positions shown below. Pre-drill holes and fasten with finish nails. (When using nail guns predrilling is not necessary).



### Step #6

INSTALL MANTEL OVER MOUNTING STRIPS

Install scribe moulding inside the mantel opening. (You may need to trim the scribe moulding to fit after you install the mantel.) Pre-drill holes first, then glue and nail scribe moulding into place. Some styles have the scribe moulding preattached.



### Step #7

INSTALL SCRIBE MOULDING  
(FOR ADJUSTABLE MANTELS THE SCRIBE MOULDING MAY HAVE TO BE CUT TO FIT.)



24 River Road • Bogota, NJ 07603